

ONGA®

JS SERIES

STAINLESS STEEL DOMESTIC PRESSURE PUMP JET PUMP



JSP120



FEATURES

Stainless steel casing provides strength and superior protection against corrosion and the elements.

Precision moulded internals for high performance and durability.

Coupled with a Presscontrol or pressure switch kit becomes reliable automatic pressure system.

Loss of prime protection when coupled with Presscontrol.

Excellent priming capabilities.

Inbuilt thermal overload.

Suction lift to 7.6m.

Range of models.

Max. head - 44m.

Max. flow - 98lpm.

OPERATING CONDITIONS

Suitable for pumping clean non-aggressive liquids without solids or fibres in suspension.

Fluid:	Water.
Maximum water temperature:	50°C.
Minimum water temperature:	1°C.
Maximum ambient temperature:	50°C.
Minimum working pressure:	140kPa.
Maximum working pressure:	600kPa.

APPLICATIONS

-Domestic pressure system (with Presscontrol or pressure switch kit), pressure boosting, irrigation and garden water supply and water transfer.

SCOPE OF SUPPLY

J5100/110/120

manual pressure pump.

J5M100

JS100 pump with Onga Minipress.

J5P110/120

JS110/120 pump with Onga Presscontrol.

J5K100/110/120

JS100/110/120 pump with pressure switch kit and pressure tank.

JS100/110/120 0615

PUMP INFORMATION

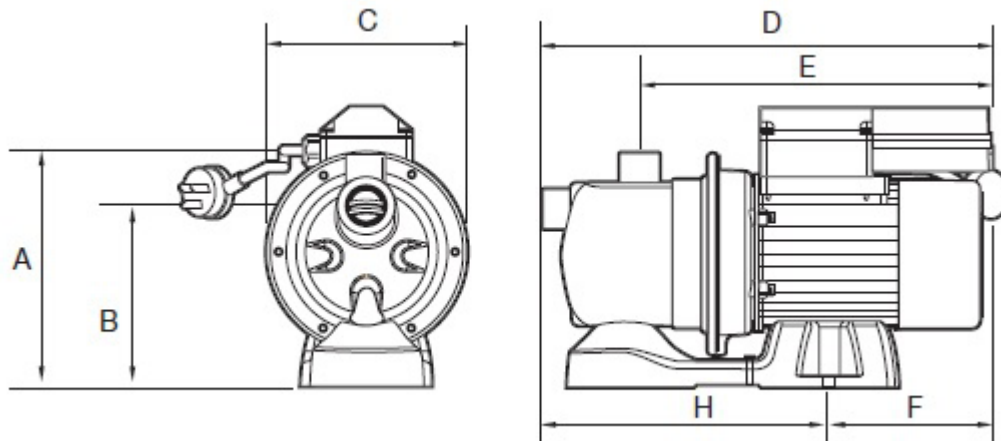
Horizontal, single-stage, surface mounted jet pump with closed impeller for pumping debris free water, coupled to a cool running Totally Enclosed Fan Cooled 2 pole motor with inbuilt thermal overload mounted on a moulded polypropylene base.

ELECTRICAL DATA

Type	Type of current	Voltage $\pm 10\%$	Frequency Hz	Motor rating kW		RPM min	Full Current	Locked rotor current	Motor protection	Insulation class	IP rating
				P1	P2						
JS100	1-phase	230	50	0.45	0.3	2850	2.1 A	8.8 A	Inbuilt	F	IPX5
JS110	1-phase	230	50	0.55	0.45	2850	2.6 A	17 A	Inbuilt	F	IPX5
JS120	1-phase	230	50	1.1	0.75	2850	4.9 A	17 A	Inbuilt	F	IPX5

DIMENSIONS

Type	Pump Length x Width x Height	Weight approx.	Packed Length x Width x Height	Packed weight	Pump inlet	Pump outlet
JS100	395 x 178 x 215 mm	7kg	430 x 190 x 275 mm	8 kg	1" BSP (female)	1" BSP (female)
JS110	395 x 178 x 215 mm	7kg	430 x 190 x 275 mm	8 kg	1" BSP (female)	1" BSP (female)
JS120	415 x 208 x 267 mm	9.4kg	445 x 220 x 290 mm	10.4 kg	1 1/4" BSP (male)	1" BSP (female)
JSM100	395 x 178 x 350 mm	8kg	660 x 245 x 310 mm	9.4 kg	1" BSP (female)	1" BSP (male)
JSP110	395 x 178 x 365 mm	8.5kg	660 x 245 x 310 mm	12.2 kg	1" BSP (female)	1" BSP (male)
JSP120	415 x 208 x 395 mm	10.9kg	660 x 245 x 310 mm	13 kg	1 1/4" BSP (male)	1" BSP (male)



Type	A	B	C	D	E	D-E	F	H
JS100	215 mm	160 mm	178 mm	395 mm	312 mm	83 mm	135 mm	260 mm
JS110	215 mm	160 mm	178 mm	395 mm	312 mm	83 mm	135 mm	260 mm
JS120	245 mm	190 mm	208 mm	415 mm	320 mm	95 mm	140 mm	275 mm

PUMP INFORMATION

Type	No. of stages	Noise levels dB(A)			
		Open valve -side	Shut valve -side	Open valve -rear	Shut valve -rear
JS100	1	71	69	73	73
JS110	1	74	69	70	66
JS120	1	77	71	74	68

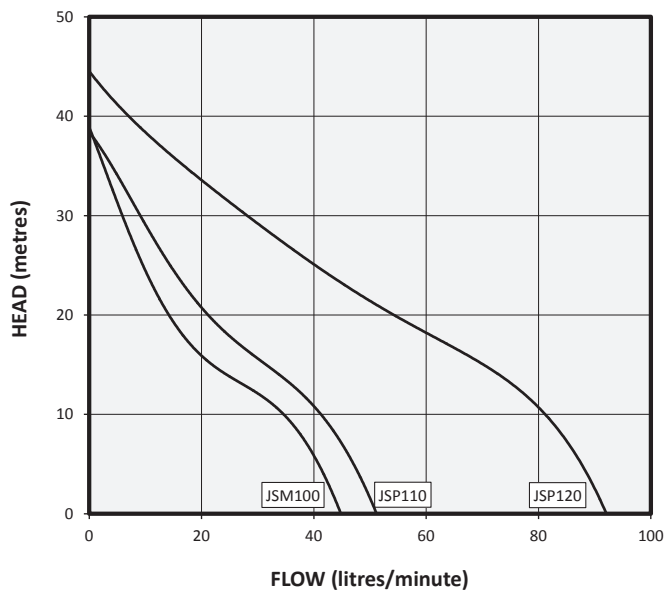
PUMP CONSTRUCTION MATERIALS

Component	Material
Pump casing	304 Stainless steel
Baffle	Technopolymer
Priming plug	304 Stainless steel
Impeller	Technopolymer
Diffuser	Noryl
Jet/Venturi	Noryl
Seal flexible bellows	Nitrile
Seal stationary face	Ceramic
Seal rotating face	Carbon
Seal spring	304 Stainless Steel
Motor shaft	416 Stainless Steel
O'Rings	Nitrile

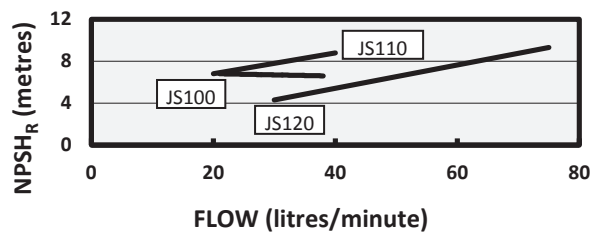
JSP PERFORMANCE

Type	P/No	Suction depth capacity (m)	Flow	Delivery head (m)				
				0	10	20	30	40
JSM100	JSM1000	0	Capacity [litres per minute]	45	36	15	6	-
		1.5		41	32	14	5	-
		3		36	29	12	5	-
		4.6		32	25	11	4	-
		6.1		26	21	9	3	-
		7.6		18	14	6	2	-
JSP110	JSP1100	0	Capacity [litres per minute]	52	44	22	9	-
		1.5		47	40	20	8	-
		3		42	35	18	7	-
		4.6		36	31	15	6	-
		6.1		30	25	13	5	-
		7.6		21	18	9	4	-
JSP120	JSP1200	0	Capacity [litres per minute]	98	91	73	31	9
		1.5		88	82	66	28	8
		3		78	73	58	25	7
		4.6		69	64	51	22	6
		6.1		56	52	42	18	5
		7.6		39	36	29	12	4

PERFORMANCE CURVE



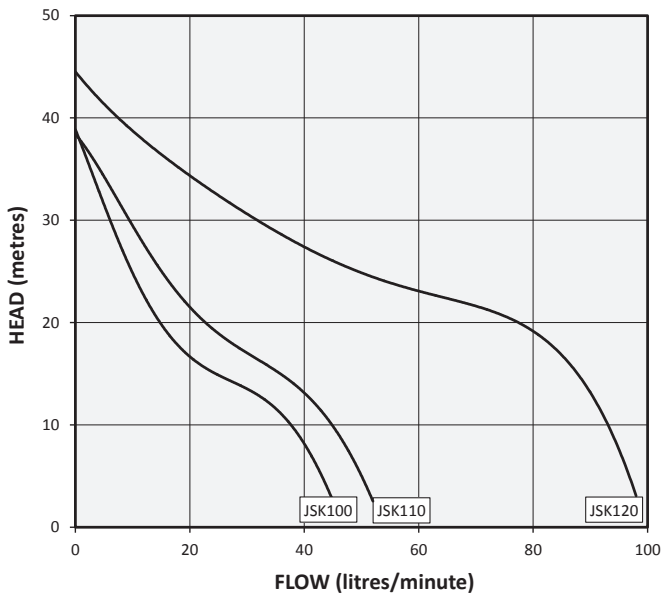
NPSHR



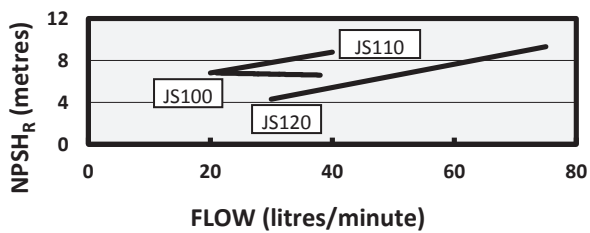
JS/JSK PERFORMANCE

Type	P/No	Suction depth capacity (m)	Flow	Delivery head (m)				
				0	10	20	30	40
JS100 JSK100	JS1000 JSK1000	0	Capacity [litres per minute]	45	37	16	8	-
		1.5		41	33	14	7	-
		3		36	30	13	6	-
		4.6		32	26	11	6	-
		6.1		26	21	9	5	-
		7.6		18	15	6	3	-
JS110 JSK110	JS1100 JSK1100	0	Capacity [litres per minute]	52	45	23	9	-
		1.5		47	41	20	8	-
		3		42	36	18	7	-
		4.6		36	32	16	6	-
		6.1		30	26	13	5	-
		7.6		21	18	9	4	-
JS120 JSK120	JS1200 JSK1200	0	Capacity [litres per minute]	98	93	76	32	12
		1.5		88	84	68	29	11
		3		78	74	61	26	10
		4.6		69	65	53	22	8
		6.1		56	53	43	18	7
		7.6		39	37	30	13	5

PERFORMANCE CURVE



NPSHR



Head Office Pentair AU/NZ: 1-21 Monash Drive, Dandenong South, VIC 3175, Australia. www.pentair.com.au

All Pentair trademarks and logos are owned by Pentair, Ltd. All other brand or product names are trademarks or registered marks of their respective owners.

Because we are continuously improving our products and services, Pentair reserves the right to change specifications without prior notice.

Pentair is an equal opportunity employer.

ABN 27 004 856 204 © 2012 Pentair, Ltd. All Rights Reserved.

© 2015 Pentair